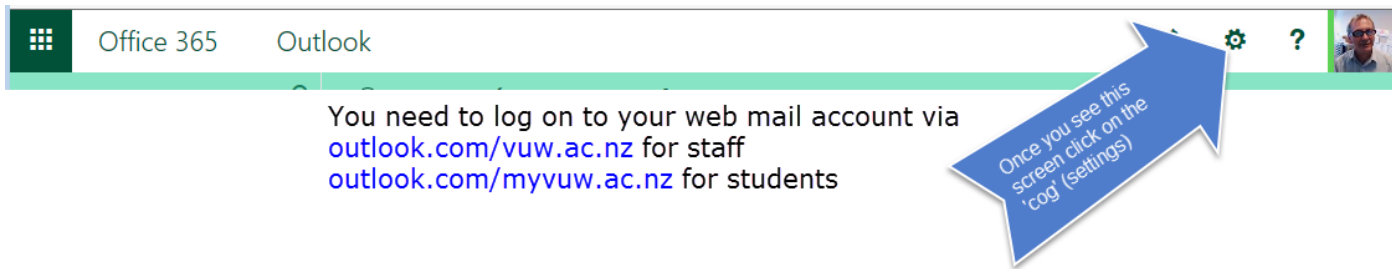
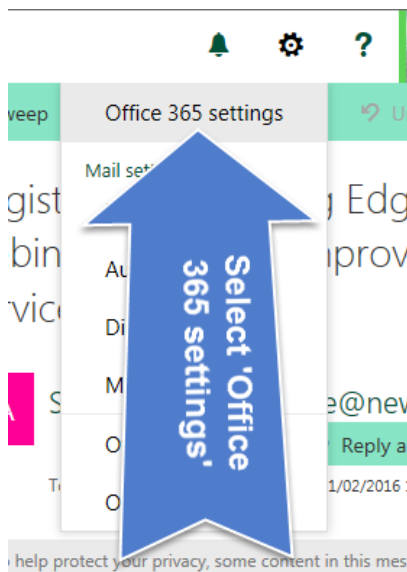


How to download Office to your home computer(s)

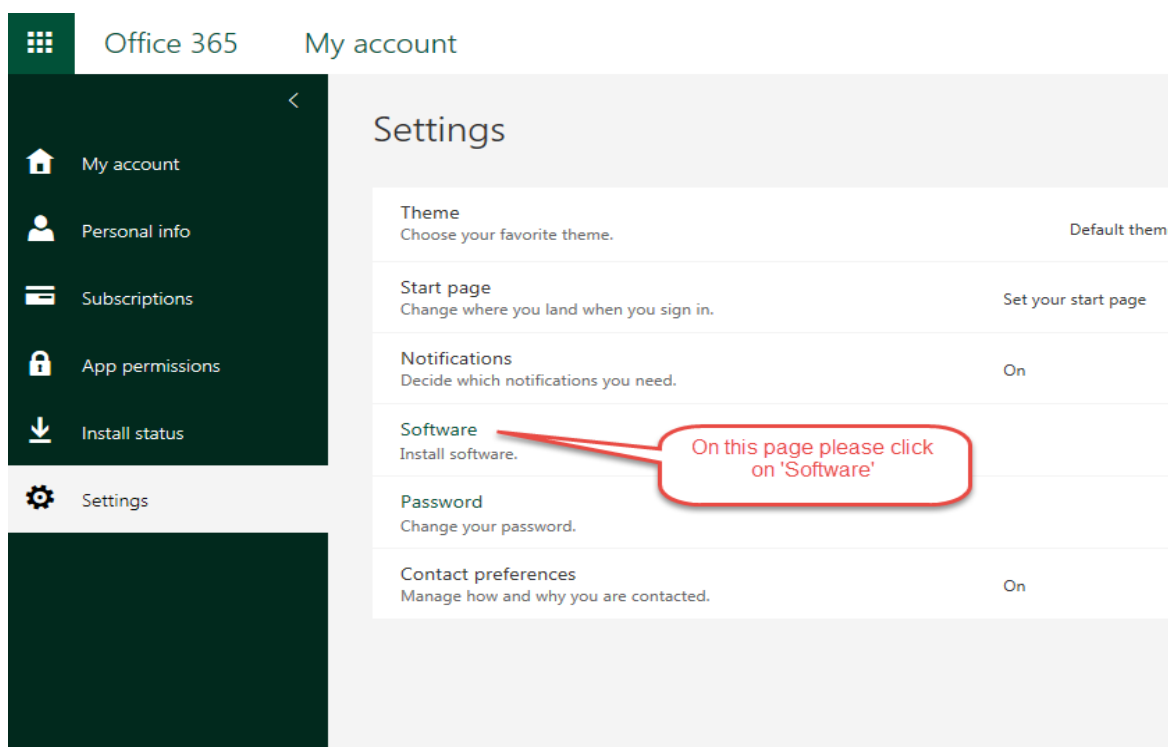
From you home computer log in to your Victoria University of Wellington mail account.



When you click this you'll see a drop down menu and should choose 'Office 365 settings'



On the next page click on Software.



That will load the following page where you have to click on the 'Install' button



Software

Office

Tools & add-ins

Project

Skype for Business

Phone & tablet

Office

Install Office 365 ProPlus with the 2013 apps

How do I get the new 2016 apps?

This will install the following apps on your computer: Word, Excel, PowerPoint, OneNote, Access, Publisher, Outlook, Skype for Business, InfoPath, OneDrive for Business



Word



Excel



PowerPoint



OneNote



Access



Publisher



Outlook



Skype for Business



InfoPath



OneDrive for Business

Language:

English (United States) ▼

Version:

32-bit (Recommended) Advanced

Note: Installing additional languages on a computer that already has this version of Office doesn't count against your install limit.

[Review system requirements](#)

[Troubleshoot installation](#)

Install

Now click on 'Run' and follow the online prompts to complete the download and install of Office. If you are interested in a phone or tablet app or one of the other options available select that from the right side and follow the instructions or link. You should be able to install Office on 5 devices.